



बामर लॉरी इन्वेस्टमेंट्स लिमिटेड

(भारत सरकार का एक उद्यम)

Balmer Lawrie Investments Ltd.

(A Government of India Enterprise)

पंजीकृत कार्यालय :
21, नेताजी सुभाष रोड
कोलकाता - 700 001
फोन : (91) (033) 2222 5227
Regd. Office :
21, Netaji Subhas Road
Kolkata - 700 001
Phone : (91)(033) 2222 5227
CIN : L65999WB2001GOI093759

Date: 11th November, 2025

Ref: SECY/Stock Exchange/2025

The Secretary,
BSE Limited
Phiroze Jeejeebhoy Towers
Dalal Street
Mumbai- 400001

Scrip Code- **532485**

Dear Sir(s)/Madam(s),

Subject: **Disclosure under Regulation 30 & Regulation 33 of Securities and Exchange Board of India (Listing Obligations and Disclosure Requirements) Regulations, 2015 ("Listing Regulations") - Unaudited Financial Results (both Standalone and Consolidated) for the Second Quarter and Half -Year of the Financial Year 2025-26 ended on 30th September, 2025**

Further to our intimation dated 29th October, 2025 and pursuant to Regulation 30 read with Schedule III, Part A, Para A and Regulation 33 of the Listing Regulations, this is to hereby inform that the Board of Directors of Balmer Lawrie Investments Ltd. at its Meeting held on Tuesday, 11th November, 2025 has, *inter-alia*, considered and approved the Unaudited Financial Results (both Standalone and Consolidated) for the second quarter and half-year of the Financial Year 2025-26 ended on 30th September, 2025 along with the Limited Review Report of the Statutory Auditors thereon. Accordingly, we hereby submit the aforesaid Unaudited Financial Results along with Limited Review Report, enclosed hereunder.

The Unaudited Financial Results shall be published in the newspapers as per Regulation 47(1) of the Listing Regulations read with SEBI Master Circular bearing reference no. SEBI/HO/CFD/PoD2/CIR/P/0155 dated 11th November, 2024 as amended by SEBI Circular bearing reference no. SEBI/HO/CFD/CFD-PoD-2/CIR/P/2024/185 dated 31st December, 2024 and would also be uploaded on the website of the Company at www.blinv.com as per Regulation 46(2) of the Listing Regulations.

The meeting of the Board of Directors commenced at 11:30 a.m. and concluded at 04:20 p.m.

For Balmer Lawrie Investments Limited

ABHISHEK LAHOTI Digitally signed by
ABHISHEK LAHOTI
Date: 2025.11.11
16:40:03 +05'30'

Abhishek Lahoti
Company Secretary and Compliance Officer

Enclosed: as above

Statement of Standalone Unaudited Financial Results for the Quarter and Six months ended 30/09/2025

(All amounts in Rupee Lakhs, unless stated otherwise)

Particulars	Quarter Ended			Year to date figures for the period ended		Year Ended
	30/09/2025	30/06/2025	30/09/2024	30/09/2025	30/09/2024	31/03/2025
	(Unaudited)	(Unaudited)	(Unaudited)	(Unaudited)	(Unaudited)	(Audited)
Revenue from Operations						
Interest Income	309.12	295.64	279.93	604.76	543.09	1,127.92
Dividend Income	8,982.74	-	8,982.74	8,982.74	8,982.74	8,982.74
Total Revenue from operations (I)	9,291.86	295.64	9,262.67	9,587.50	9,525.83	10,110.66
Other Income (II)	-	-	-	-	-	14.66
Total Income (III = I+II)	9,291.86	295.64	9,262.67	9,587.50	9,525.83	10,125.32
Expenses:						
Finance costs	-	0.01	-	0.01	-	-
Employee Benefits Expenses	5.93	5.92	5.64	11.85	11.25	22.92
Other Expenses	31.54	26.03	28.64	57.57	50.93	134.82
Total Expenses (IV)	37.47	31.96	34.28	69.43	62.18	157.74
Profit/(Loss) before exceptional items and tax for the period V= (III-IV)	9,254.39	263.68	9,228.39	9,518.07	9,463.65	9,967.58
Exceptional Items (VI)	-	-	-	-	-	-
Profit before tax (VII= V- VI)	9,254.39	263.68	9,228.39	9,518.07	9,463.65	9,967.58
Tax expense						
Current tax	69.42	67.40	62.66	136.82	122.66	258.33
Deferred tax expense/(credit)	-	-	-	-	-	-
Total Tax Expense (VIII)	69.42	67.40	62.66	136.82	122.66	258.33
Profit for the period after tax (IX= VII-VIII)	9,184.97	196.28	9,165.73	9,381.25	9,340.99	9,709.25
Other Comprehensive Income						
A. (i) Items that will not be reclassified to profit or loss	-	-	-	-	-	-
(ii) Income tax relating to items that will not be reclassified to profit or loss	-	-	-	-	-	-
B. (i) Items that will be reclassified to profit or loss	-	-	-	-	-	-
(ii) Income tax relating to items that will be reclassified to profit or loss	-	-	-	-	-	-
Other Comprehensive Income/(Loss) for the period (X)	-	-	-	-	-	-
Total Comprehensive Income for the period (XI=IX + X)	9,184.97	196.28	9,165.73	9,381.25	9,340.99	9,709.25
Paid up equity share capital (face value Re 1 per share)- (XII)	2,219.73	2,219.73	2,219.73	2,219.73	2,219.73	2,219.73
Other Equity (XIII)						16,969.39
Earnings per share (basic and diluted)(not annualised) (XIV)						
Basic (Rs per share)	4.14	0.09	4.13	4.23	4.21	4.37
Diluted (Rs per share)	4.14	0.09	4.13	4.23	4.21	4.37

Notes :

- The Standalone unaudited financial results for the quarter and six months ended ended 30, September 2025 are as per the notified Indian Accounting Standards under the Companies (Indian Accounting Standards) Rules, 2015 as amended. The above results have been reviewed by the Audit Committee and subsequently approved by the Board of Directors at their meeting held on November 11, 2025. As required under regulation 33 of SEBI (Listing Obligations and Listing Requirements) Regulation 2015, these results have been subjected to a Limited Review by the Statutory Auditors of the company who have issued unmodified conclusion there on.
- The Company's business activity falls within a single significant primary business segment i.e Non Banking Financial Business, as such there are no separate reportable segments, as per INDAS 108 "Operating Segments"
- With effect from record date i.e. 9th August, 2024, the face value of the Company's share has been sub-divided from Rs 10 per share to Re 1 per share. Earning per share for previous year have been computed based on the revised number of shares.
- Figures of the previous period's/year's have been regrouped /reclassified / rearranged wherever necessary to conform with current years classification wherever necessary.

Date: November 11, 2025



For and on Behalf of the Board of Directors
Balmer Lawrie Investments Limited

Saurav Dutta
Saurav Dutta
Director
(DIN : 10042140)



Balmer Lawrie Investments Limited

CIN : L65999WB2001GOI093759

Statement of Assets and Liabilities as at September 30, 2025

(All amounts in Rupee Lakhs, unless stated otherwise)

Particulars	As at September 30, 2025	As at March 31, 2025
	Unaudited	Audited
ASSETS		
Financial Assets		
a. Cash and Cash Equivalents	575.86	105.65
b. Bank balances other than (a) above	6,854.91	16,025.87
c. Investments	3,267.77	3,267.77
d. Other Financial Assets	8,825.55	-
	19,524.09	19,399.29
Non Financial Assets		
a. Current Tax Assets (net)	81.77	0.89
b. Other Non Financial Assets	5.28	1.19
	87.05	2.08
TOTAL ASSETS	19,611.14	19,401.37
LIABILITIES AND EQUITY		
LIABILITIES		
Financial Liabilities		
a. Other Financial Liabilities	219.49	210.68
	219.49	210.68
Non Financial Liabilities		
a. Other Non Financial Liabilities	366.11	1.57
	366.11	1.57
EQUITY		
a. Equity Share Capital	2,219.73	2,219.73
b. Other Equity	16,805.81	16,969.39
	19,025.54	19,189.12
TOTAL LIABILITIES AND EQUITY	19,611.14	19,401.37



[Signature]



Balmer Lawrie Investments Limited
CIN : L65999WB2001GOI093759
Standalone Cash Flow Statement for the period ended September 30, 2025

(All amounts in Rupee Lakhs, unless stated otherwise)

Particulars	For the year ended September 30, 2025	For the year ended September 30, 2024
	Unaudited	Unaudited
Cash flow from Operating Activities		
Net Profit/(Loss) Before Tax	9,518.07	9,463.65
Operating Profit before working capital changes	9,518.07	9,463.65
Changes in Working Capital:		
Adjustments for:-		
Other Financial Assets	(8,825.55)	(8,848.00)
Other Non Financial Assets	(4.09)	(3.45)
Other Financial Liabilities	8.81	(18.94)
Other Non Financial Liabilities	364.54	336.22
Cash generated from operating activities	1,061.78	929.48
Income tax paid (net of refunds)	(217.70)	(190.92)
Net cash generated from operating activities (A)	844.08	738.56
Cash flow from Investing Activities		
Fixed Deposits (net) (purchase)/encashment	9,170.96	8,027.72
Net cash generated from investing activities (B)	9,170.96	8,027.72
Cash flow from Financing Activities		
Dividend paid	(9,544.83)	(8,434.96)
Net cash used in financing activities (C)	(9,544.83)	(8,434.96)
Net Increase / (Decrease) in Cash and Cash Equivalents (A+B+C)	470.21	331.32
Cash and Cash Equivalents at the beginning of the period	105.65	130.75
Cash and Cash Equivalents at the end of the period	575.86	462.07

Notes:-

- The above Statement of Cash Flow under the " Indirect Method " as set out in IND AS 7 - Statement of Cash Flows.
- Since the Company's only business activity is its investment in Subsidiary Company , Interest earned Rs 604.76 (Previous Year: Rs 543.09) and Dividend earned Rs 8,982.74 (Previous Year: Rs 8982.74) has been considered as part of Cashflow from Operating Activities





K. K. Chanani & Associates

Chartered Accountants

An ISO 9001:2008 Certified Firm, Certificate No.: 221010128008

Head Office: 5/1 Clive Row, 3rd Floor, Room No.78, Kolkata-700001

Branches: Bangalore, Chandigarh, Guwahati, Jaipur, Mumbai, New Delhi, Patna, Raipur and Nashik.

Contact: Dial: +91 9830044507, +9133- 22130296

Email: kkca@kkca.net.

Independent Auditor's Review Report on the Unaudited Standalone Financial Results of Balmer Lawrie Investments Limited for the quarter ended and year to date as on 30th September 2025 under Regulation 33 of SEBI (Listing Obligations and Disclosure Requirements) Regulations, 2015 as 2015 as amended

To
The Board of Directors of
Balmer Lawrie Investments Limited
CIN: L65999WB2001GOI093759

We have reviewed the accompanying Statement of Unaudited Standalone Financial Results ("the Statement") of **Balmer Lawrie Investments Limited** ("the Company") for the quarter ended 30-09-2025 and year to date from April 1, 2025 to September 30, 2025 together with the relevant notes thereon (the "Statement"), being submitted by the Company pursuant to the requirements of Regulation 33 of the Securities and Exchange Board of India (Listing Obligations and Disclosure Requirements) Regulations, 2015, as amended ("Listing Regulation"), including relevant circulars issued by the SEBI from time to time.

This Statement, which is the responsibility of the Company's Management and approved by the Company's Board of Directors in their meeting held on November 11, 2025, of the Company has been prepared in accordance with the recognition and measurement principles laid down in the Indian Accounting Standard 34 "Interim Financial Reporting", prescribed under section 133 of the Companies Act, 2013 read with relevant rules issued thereunder and other accounting principles generally accepted in India and in compliance with Regulation 33 of the Listing Regulation. Our responsibility is to express a conclusion on the Statement based on our review.

We conducted our review of the Statement in accordance with the Standard on Review Engagements (SRE) 2410, "Review of Interim Financial Information Performed by the Independent Auditor of the Entity" issued by the Institute of Chartered Accountants of India. This standard requires that we plan and perform the review to obtain moderate assurance as to whether the Statement is free of material misstatement. A review of interim financial information consists of making inquiries, primarily of persons responsible for financial and accounting matters, and applying analytical and other review procedures. A review is substantially less in scope than an audit conducted in accordance with the Standards on Auditing and consequently does not enable us to obtain assurance that we would become aware of all significant matters that might be identified in an audit. Accordingly, we do not express an audit opinion.



Based on our review conducted as above, nothing has come to our attention that causes us to believe that the accompanying Statement of Unaudited Standalone Financial Results, prepared in accordance with the recognition and measurement principles laid down in the aforesaid Indian Accounting Standard and other accounting principles generally accepted in India, has not disclosed the information required to be disclosed in terms of Regulation 33 of the SEBI (Listing Obligations and Disclosure Requirements) Regulations, 2015, as amended, including the manner in which it is to be disclosed, or that it contains any material misstatement.


Krishna Kumar Chanani
Partner, K K Chanani & Associates
Chartered Accountants
Membership No. 056045
FRN No. 322232E
UDIN No. 25056045BMICHA6624



Kolkata, the 11th November, 2025


Date: 11th November, 2025


To,
The Board of Directors
Balmer Lawrie Investments Ltd.
21, Netaji Subhas Road
Kolkata- 700001

Chief Executive Officer and Chief Financial Officer Certification

We, Directors of Balmer Lawrie Investments Limited, hereby certify that we have reviewed the Standalone Financial Results of the Company for the quarter and half period ended on 30th September, 2025 and to the best of our knowledge and belief, the said results:

1. Does not contain any false or misleading statement(s) or figure(s), and
2. Does not omit any material fact(s) which may make the statement(s) or figure(s) contained therein misleading.


.....


.....

Statement of Consolidated Un audited Financial Results for the Quarter and Six months ended 30/09/2025

(All amounts in Rupee Lakhs, unless stated otherwise)

Particulars	3 months ended 30-09-2025 (Unaudited)	Preceding 3 months ended 30-06-2025 (Unaudited)	Corresponding 3 months ended 30-09-2024 (Unaudited)	Year to date figures for current period ended 30-09-2025 (Unaudited)	Year to date figures for the previous year period ended 30-09-2024 (Unaudited)	Year to date figures for previous year ended 31-03-2025 (Audited)
Revenue from Operations						
Interest Income	309.12	295.64	279.93	604.76	543.09	1,127.92
Sale of goods and services	63,530.26	68,052.33	63,876.57	1,31,582.59	1,27,679.95	2,51,510.12
Total Revenue from Operations	63,839.38	68,347.97	64,156.50	1,32,187.35	1,28,223.04	2,52,638.04
Other Income	1,070.72	946.75	1,146.41	2,017.47	2,376.07	5,017.30
Total Income (I)	64,910.10	69,294.72	65,302.91	1,34,204.82	1,30,599.11	2,57,655.34
Expenses:						
Finance costs	709.81	672.55	506.65	1,382.36	1,118.98	2,652.50
Fees and commission expenses	105.07	125.98	105.26	231.05	215.51	418.17
Impairment on financial instruments	149.99	-	150.00	149.99	150.00	1,323.56
Cost of material consumed and services rendered	40,513.97	44,274.64	41,181.55	84,788.61	82,905.86	1,60,183.65
Purchase of stock-in-trade	582.92	877.12	2,196.08	1,460.04	3,039.64	5,566.68
Changes in inventories of finished goods and work-in-progress	245.52	(400.75)	90.14	(155.23)	561.08	(180.82)
Employee benefits expenses	6,618.20	7,102.85	5,694.43	13,721.05	12,447.14	25,664.56
Depreciation, Impairment and Amortisation expenses	1,557.57	1,449.59	1,427.71	3,007.16	2,877.73	6,027.14
Other expenses	8,605.77	7,787.58	7,482.09	16,393.35	15,018.26	27,434.25
Total Expenses (II)	59,088.82	61,889.56	58,833.91	1,20,978.38	1,18,334.20	2,29,089.69
Share of profit/(loss) for the period of Joint Venture accounted for using Equity Method (III)	1,670.76	1,537.53	1,775.47	3,208.29	3,613.50	6,445.71
Profit Before Tax (IV=I-II+III)	7,492.04	8,942.69	8,244.47	16,434.73	15,878.41	35,011.36
Tax expense						
Current tax	2,017.32	2,234.30	2,050.96	4,251.62	3,846.16	9,005.87
Deferred tax	(235.58)	(233.04)	(99.43)	(468.62)	(729.57)	(648.46)
Total tax expenses (V)	1,781.74	2,001.26	1,951.53	3,783.00	3,116.59	8,357.41
Net Profit/(loss) for the period (VI= IV-V)	5,710.30	6,941.43	6,292.94	12,651.73	12,761.82	26,653.95
Profit/(Loss) for the year-attributable to owners of the parent	3,688.01	4,466.43	4,047.31	8,154.44	8,167.13	17,162.67
Profit/(Loss) for the year -attributable to non controlling interest	2,022.29	2,475.00	2,245.63	4,497.29	4,594.69	9,491.28
Other comprehensive income						
A i) Items that will not be reclassified to profit and loss	-	-	-	-	-	1,775.41
ii) Income tax relating to items that will not be reclassified to profit or loss	-	-	-	-	-	(446.84)
B i) Items that will be reclassified to profit or loss	-	-	-	-	-	-
ii) Income tax relating to items that will be reclassified to profit or loss	-	-	-	-	-	-
C Other Comprehensive Income of joint ventures and associates (net)	(0.98)	(0.98)	(0.14)	(1.96)	(0.28)	(71.29)
Other comprehensive income/(loss) for the year	(0.98)	(0.98)	(0.14)	(1.96)	(0.28)	1,257.28
Other comprehensive income/(loss) for the year - attributable to owners of the parent	(0.60)	(0.61)	(0.08)	(1.21)	(0.17)	777.00
Other comprehensive income/(loss) for the year -attributable to non controlling Interest	(0.38)	(0.37)	(0.06)	(0.75)	(0.11)	480.28
Total comprehensive income for the year	5,709.32	6,940.45	6,292.80	12,649.77	12,761.54	27,911.23
Total comprehensive income/(loss) for the year - attributable to owners of the parent	3,687.41	4,465.82	4,047.23	8,153.23	8,166.96	17,939.67
Total comprehensive income/(loss) for the year -attributable to non controlling interest	2,021.91	2,474.63	2,245.57	4,496.54	4,594.58	9,971.56
	5,709.32	6,940.45	6,292.80	12,649.77	12,761.54	27,911.23
Paid up Equity share capital (Face value per share - Re 1/-)	2,219.73	2,219.73	2,219.73	2,219.73	2,219.73	2,219.73
Other Equity						1,37,584.81
Earnings per equity share (basic and diluted)(not annualised)						
Basic (Rs.)	1.66	2.01	1.82	3.67	3.68	7.73
Diluted (Rs.)	1.66	2.01	1.82	3.67	3.68	7.73

Notes:

- The consolidated audited financial results for the quarter & six months ended September 30, 2025 are as per the notified Indian Accounting Standards under the Companies (Indian Accounting Standards) Rules, 2015 as amended. The above results including Report on Operating Segment have been reviewed by the Audit Committee and subsequently approved by the Board of Directors at their meeting held on November 11, 2025.
- With effect from record date i.e. 9th August, 2024, the face value of the Company's share has been sub-divided from Rs 10 per share to Re 1 per share. Earning per share for previous year have been computed based on the revised number of shares.
- Figures for the previous period's / year's have been regrouped/reclassified/rearranged wherever necessary to conform with current year's classification wherever necessary.

Place : Kolkata
Date : November 11, 2025



For and on behalf of the Board of Directors
Balmer Lawrie Investments Limited

Saurav Dutta
Saurav Dutta
Director
(DIN: 10042140)



Balmer Lawrie Investments Limited
[A Government of India Enterprise]
CIN : L65999WB2001GOI093759
Consolidated Statement of Assets and Liabilities as on 30.09.2025

(All amounts in Rupee Lakhs, unless stated otherwise)

Particulars	As at September 30, 2025 (Unaudited)	As at March 31, 2025 (Audited)
Non-Current Assets		
Property, Plant and Equipments	61,143.77	61,933.01
Right-of-Use Assets	17,300.13	11,359.90
Capital Work-In-Progress	7,921.21	6,664.31
Investment Property	91.65	92.23
Other Intangible Assets	327.82	356.72
Intangible Assets under development	51.96	-
Investments accounted for using Equity Method	66,264.30	62,525.59
Financial Assets	-	-
Investments	671.89	632.06
Loans	83.65	82.73
Other Financial Assets	-	12.16
Other Non-Current Assets	2,105.08	2,281.88
Total Non-Current Assets	1,55,961.46	1,45,940.59
Current Assets		
Inventories	21,381.16	19,275.36
Financial Assets	-	-
Trade Receivables	55,698.12	47,865.19
Cash and Cash Equivalents	4,489.50	4,211.36
Bank balances other than cash and cash equivalents	32,256.01	57,732.19
Loans	488.48	286.99
Other Financial Assets	60,538.87	38,825.37
Current Tax Assets (net)	-	0.89
Other Current Assets	8,493.66	5,982.32
Total Current Assets	1,83,345.80	1,74,179.67
Total Assets	3,39,307.26	3,20,120.26
Equity and Liabilities		
Equity		
Equity Share Capital	2,219.73	2,219.73
Other Equity	1,33,668.93	1,35,365.08
Total of Equity	1,35,888.66	1,37,584.81
Non Controlling Interest	76,001.30	77,245.36
Total Equity	2,11,889.96	2,14,830.17
Non-Current Liabilities		
Financial Liabilities		
Borrowings	7,294.96	7,453.93
Lease liability	8,119.68	2,247.27
Other Financial Liabilities	38.53	38.04
Provisions	10,984.17	10,709.67
Deferred Tax Liabilities (Net)	15,442.02	14,231.19
Other Non-Current Liabilities	712.79	743.90
Total Non-Current Liabilities	42,592.15	35,424.00
Current Liabilities		
Financial Liabilities		
Borrowings	7,282.63	129.91
Lease liability	1,031.71	733.58
Trade payables	-	-
(i) Total outstanding dues of MSMEs	982.87	2,020.45
(ii) Total outstanding dues of creditors other than MSMEs	30,958.47	27,812.85
Other Financial Liabilities	25,581.30	23,705.67
Other Current Liabilities	11,391.51	8,966.05
Provisions	2,602.95	1,920.47
Current Tax Liabilities (net)	4,993.71	4,577.11
Total Current Liabilities	84,825.15	69,866.09
Total Equity and Liabilities	3,39,307.26	3,20,120.26



Balmer Lawrie Investments Limited
[A Government of India Enterprise]
CIN : L65999WB2001GOI093759

Consolidated Cash Flow Statement for the Year Ended September 30, 2025

(All amounts in rupee lakhs, unless stated otherwise)

Particulars	For the period ended September 30, 2025 (Unaudited)	For the period ended September 30, 2024 (Unaudited)
Cash flow from Operating Activities		
Net Profit/(Loss) before tax	16,434.73	15,878.41
Adjustments for:		
Depreciation and Amortisation	3,007.16	2,877.73
Write off/provision for doubtful trade receivables (net)	68.00	69.86
(Gain)/ Loss on sale of fixed assets (net)	(2.97)	(4.06)
(Gain)/ Loss on fair valuation of Investments (net)	-	-
Interest income	(1,778.95)	(1,771.20)
Dividend Income	19.99	-
Finance costs	1,382.36	1,118.98
Operating cash flows before working capital changes	19,130.32	18,169.72
Changes in operating assets and liabilities		
(Increase)/Decrease in trade receivables	(7,832.93)	(12,605.62)
(Increase)/Decrease in non current assets	(117.82)	(79.89)
(Increase)/Decrease in Inventories	(2,173.80)	296.29
(Increase)/Decrease in other short term financial assets	(25,120.67)	(21,931.46)
(Increase)/Decrease in other current assets	(2,619.68)	1,469.73
Increase/(Decrease) in trade payables	2,108.53	(899.35)
Increase/(Decrease) in long term provisions	274.50	262.73
Increase/(Decrease) in short term provisions	682.48	326.73
Increase/(Decrease) in other financial liabilities	2,147.92	3,593.68
Increase/(Decrease) in other current liabilities	2,394.35	3,829.31
Cash Flow generated from Operations	(11,126.80)	(7,568.13)
Income taxes paid (net of refunds)	(3,834.26)	(4,546.90)
Net cash flow from Operating Activities	(14,961.06)	(12,115.03)
Cash flow from Investing Activities		
Purchase or construction of Property, plant and equipment	(2,363.89)	(2,119.99)
Purchase of Investments	(39.83)	(64.06)
Proceeds on sale of Property, plant and equipment	4.26	13.89
Movement in bank deposits	25,476.18	25,400.69
Interest received	1,778.95	1,771.20
Dividend received	674.54	-
Net cash generated from Investing Activities	25,530.21	25,001.73
Cash flow from Financing Activities		
Repayment of borrowings	6,993.75	1,579.14
Dividend paid (including tax on dividend)	(15,097.42)	(13,987.55)
Repayment of lease liabilities	(804.98)	(779.22)
Finance cost paid	(1,382.36)	(1,118.98)
Net cash used by Financing Activities	(10,291.01)	(14,306.61)
Net cash increase/(Decrease) in Cash and Cash Equivalents	278.14	(1,419.91)
Cash and Cash Equivalents at the beginning of the year	4,211.36	5,206.04
Cash and Cash Equivalents at the end of the period	4,489.50	3,786.13
Movement in cash balance	278.14	(1,419.91)
Reconciliation of Cash and Cash Equivalents as per Cash Flow Statement		
Cash and Cash Equivalents as per above comprise of the following		
Cash in hand	2.88	23.67
Balance with banks in current accounts	4,486.62	3,762.46
Total	4,489.50	3,786.13

The above Statement of Cash Flow has been prepared under the " Indirect Method " as set out in IND AS 7- Statement of Cash Flows.



[Signature]



Statement of Consolidated Segment wise Revenue, Results, Assets & Liabilities for the Quarter and period Ended 30/09/2025
(Including Subsidiaries, Joint Ventures and Associates)

(All amounts in Rupee Lakhs, unless stated otherwise)						
Particulars	CONSOLIDATED					
	3 months ended	Preceding 3 months ended	Corresponding 3 months ended	Year to date figures for the current period ended	Year to date figures for the previous period ended	Year to date figures for the previous year ended
	30/09/2025	30/06/2025	30/09/2024	30/09/2025	30/09/2024	31/03/2025
	(Unaudited)	(Unaudited)	(Unaudited)	(Unaudited)	(Unaudited)	(Audited)
1. Segment Revenue [Net Sales / Income]						
a. Industrial Packaging	21,155.87	24,170.02	20,291.26	45,325.89	46,270.84	83,760.88
b. Logistics Services	12,784.54	15,586.96	15,193.47	28,371.50	26,072.08	55,003.33
c. Logistics Infrastructure	6,989.99	6,778.51	6,602.84	13,768.50	12,497.96	26,175.81
d. Travel & Vacations	8,300.36	6,781.65	6,973.89	15,082.01	13,100.64	26,331.44
e. Greases & Lubricants	15,693.34	16,350.25	15,062.70	32,043.59	32,043.36	64,042.35
f. Investment business	309.12	295.64	279.93	604.76	543.09	1,127.92
g. Others	2,558.33	2,636.74	4,179.72	5,195.07	6,686.27	14,247.34
Total	67,791.55	72,599.77	68,583.81	1,40,391.32	1,37,214.24	2,70,689.07
Less : Inter Segment Revenue	3,952.17	4,251.80	4,427.31	8,203.97	8,991.20	18,051.03
Net Sales / Income from Operations	63,839.38	68,347.97	64,156.50	1,32,187.35	1,28,223.04	2,52,638.04
2. Segment Results [Profit / (Loss) before Interest & Tax]						
a. Industrial Packaging	1,429.17	2,092.56	1,184.55	3,521.73	3,024.16	5,608.86
b. Logistics Services	1,810.89	2,284.11	2,391.28	4,095.00	3,712.22	7,703.12
c. Logistics Infrastructure	810.96	791.43	543.91	1,602.39	1,275.45	2,425.44
d. Travel & Vacations	3,460.04	2,776.25	2,590.78	6,236.29	5,067.40	11,798.64
e. Greases & Lubricants	1,662.78	1,986.48	1,671.64	3,649.26	3,618.17	8,260.17
f. Investment business	271.65	263.68	245.65	535.33	480.91	984.84
g. Others	(1,243.64)	(579.27)	123.31	(1,822.91)	(180.92)	882.79
Total	8,201.85	9,615.24	8,751.12	17,817.09	16,997.39	37,663.86
Less : (i) Finance Cost	(709.81)	(672.55)	(506.65)	(1,382.36)	(1,118.98)	(2,652.50)
Total Profit Before Tax	7,492.04	8,942.69	8,244.47	16,434.73	15,878.41	35,011.36
3. Segment Assets						
a. Industrial Packaging	45,349.98	45,008.56	45,700.58	45,349.98	45,700.58	40,297.42
b. Logistics Services	25,502.22	19,571.32	18,388.07	25,502.22	18,388.07	14,872.87
c. Logistics Infrastructure	41,414.06	41,336.43	41,353.25	41,414.06	41,353.25	41,707.40
d. Travel & Vacations	65,905.77	56,997.70	48,467.73	65,905.77	48,467.73	51,027.42
e. Greases & Lubricants	25,837.16	25,916.11	23,780.95	25,837.16	23,780.95	25,389.12
f. Investment business	16,260.83	16,370.07	15,968.85	16,260.83	15,968.85	16,130.99
g. Others	1,19,037.24	1,32,561.16	1,12,727.86	1,19,037.24	1,12,727.86	1,30,695.04
Total	3,39,307.26	3,37,761.35	3,06,387.29	3,39,307.26	3,06,387.29	3,20,120.26
5. Segment Liabilities						
a. Industrial Packaging	9,751.01	14,135.36	11,632.84	9,751.01	11,632.84	10,763.32
b. Logistics Services	18,213.97	13,034.53	10,429.94	18,213.97	10,429.94	9,321.87
c. Logistics Infrastructure	24,601.13	23,990.15	21,777.27	24,601.13	21,777.27	23,650.44
d. Travel & Vacations	15,338.68	14,418.82	15,931.68	15,338.68	15,931.68	13,442.09
e. Greases & Lubricants	6,218.50	6,134.04	5,977.42	6,218.50	5,977.42	6,721.46
f. Investment business	503.06	252.46	415.77	503.06	415.77	209.66
g. Others	52,790.95	44,844.82	43,761.25	52,790.95	43,761.25	41,181.25
Total	1,27,417.30	1,16,810.18	1,09,926.17	1,27,417.30	1,09,926.17	1,05,290.09

For and on Behalf of the Board of Directors
Balmer Lawrie Investments Limited

Place : Kolkata
Date : November 11, 2025



Saurav Dutta
Saurav Dutta
Director
(DIN:10042140)





K. K. Chanani & Associates

Chartered Accountants

An ISO 9001:2008 Certified Firm, Certificate No.: 221010128008

Head Office: 5/1 Clive Row, 3rd Floor, Room No.78, Kolkata-700001

Branches: Bangalore, Chandigarh, Guwahati, Jaipur, Mumbai, New Delhi, Patna, Raipur and Nashik.

Contact: Dial: +91 9830044507, +9133- 22130296

Email: kkca@kkca.net.

Independent Auditor's Review Report on the Unaudited Consolidated Financial Results of Balmer Lawrie Investments Limited for the quarter ended and year to date as on 30th September 2025 under Regulation 33 of SEBI (Listing Obligations and Disclosure Requirements) Regulations, 2015 as 2015 as amended

To
The Board of Directors of
Balmer Lawrie Investments Limited
CIN: L65999WB2001GOI093759

1. We have reviewed the accompanying statement of unaudited consolidated financial results of **Balmer Lawrie Investments Limited** (the "Parent Company") and its subsidiary (the Parent and its subsidiary together referred to as "Group") the quarter ended 30-09-2025 and year to date from April 1, 2025 to September 30, 2025 together with the relevant notes thereon (the "Statement") being submitted by the Company pursuant to the requirements of Regulation 33 of the Securities and Exchange Board of India (Listing Obligations and Disclosure Requirements) Regulations, 2015, as amended ("Listing Regulation"), including relevant circulars issued by the SEBI from time to time.
2. This Statement is the responsibility of the Parent Company's Management and approved by the Parent's Board of Directors in their meeting held on November 11, 2025, has been prepared in accordance with the recognition and measurement principles laid down in the Indian Accounting Standard "Interim Financial Reporting" (Ind As 34) prescribed under section 133 of the Companies Act, 2013 read with relevant rules issued there under and other accounting principles generally accepted in India. Our responsibility is to express a conclusion on the Statements based on our review.



3. We conducted our review of the Statement in accordance with the Standard on Review Engagements (SRE) 2410 "Review of Interim Financial Information Performed by the Independent Auditor of the Entity", issued by the Institute of Chartered Accountants of India. A review of interim financial information consists of making inquiries, primarily of parent's personnel responsible for the financial and accounting matters and applying analytical and other review. A review is substantially less in scope than an audit conducted in accordance with the Standards on Auditing and consequently does not enable us to obtain assurance that we would become aware of all significant matters that might be identified in an audit. We have not performed an audit and accordingly, we do not express an audit opinion.
4. The Statement includes the results of the following entities:
- a) Balmer Lawrie & Co Ltd (India) ("BL") (Subsidiary)
 - b) Visakhapatnam Port Logistics Park Ltd (India) [Subsidiary of BL]
 - c) Balmer Lawrie -Van Leer Ltd (India) [Joint Venture with BL]
 - d) Balmer Lawrie (UAE) LLC (UAE) [Joint Venture with BL]
 - e) PT Balmer Lawrie Indonesia (Indonesia) [Joint Venture with BL]
 - f) Avi-Oil India (P) Ltd (India) [Associate of BL]
5. Based on our review conducted and procedures performed as stated in paragraph 3 above and based on the consideration of the review report of other auditors referred to in paragraph 6 below, nothing has come to our attention that causes us to believe that the accompanying statement of consolidated unaudited financial results prepared in accordance with the recognition and measurement principles laid down in the aforesaid applicable Indian Accounting Standard and other accounting principles generally accepted in India, , has not disclosed the information required to be disclosed in terms of Regulation 33 of the SEBI (Listing Obligations and Disclosure Requirements) Regulations, 2015 including the manner in which it is to be disclosed, or that it contains any material misstatement.
6. We did not review the interim financial result in respect of one subsidiary company included in the consolidated unaudited financial results, whose interim financial information results total assets Rs 3,23,046.43 lacs as on 30 September 2025 total income Rs 64,614.48 lacs and Rs 1,33,627.06 lacs , total profit after tax Rs.3,847.18 lacs and Rs. 9,044.80 lacs , total comprehensive income Rs 5,516.96 lacs and Rs. 12,251.13 lacs for the quarter ended September 30, 2025 and for the period from April 1, 2025 to September 30, 2025 respectively and the net cash outflows Rs 192.07 lacs for the period from April 1, 2025 to September 30, 2025.



as considered in the Statement. This financial result has been reviewed by other auditor whose report has been furnished to us by the management and our conclusion on this Statement, in so far as it relates to the amounts and disclosures included in respect of this subsidiary, is based solely on the report of the other auditors and the procedures performed by us stated in the paragraph 3 above. Our conclusion on the Statement is not modified in respect of the above matter.


Krishna Kumar Chanani
Partner, K K Chanani & Associates
Chartered Accountants
Membership No. 056045
FRN No. 322232E
UDIN No. 25056045BMICHB5183



Kolkata, the 11th November, 2025

Date: 11th November, 2025


To,
The Board of Directors
Balmer Lawrie Investments Ltd.
21, Netaji Subhas Road
Kolkata- 700001

Chief Executive Officer and Chief Financial Officer Certification

We, Directors of Balmer Lawrie Investments Limited hereby certify that we have reviewed the Consolidated Financial Results of the Company for the quarter and half year period ended on 30th September, 2025 and to the best of our knowledge and belief, the said results:

1. Does not contain any false or misleading statement(s) or figure(s), and
2. Does not omit any material fact(s) which may make the statement(s) or figure(s) contained therein misleading.


.....


.....